

Quarkus
Hidden
Features
Forbidden
Extensions



Max
Rydahl
Andersen

Disclaimer:

1. **All of this works today, but might not work in the future**

The content of this presentation is intended for fun, entertainment, and surprise. Any practical applications of these features are purely coincidental!

2. **Use at Your Own Risk**

While these hidden and forbidden extensions are cool and exciting, experimenting with them is entirely at your own risk. Quarkus and the presenter accept no responsibility for any spontaneous combustion, alien invasions, or sudden enlightenment that may occur.

3. **Parental Guidance Suggested**




Some features may not be suitable for younger audiences. Viewer discretion is advised. By continuing, you acknowledge that you are either mature enough or supervised by someone mature enough to handle the awesomeness.

4. **No Liability**

The presenter cannot be held liable for any data loss, time travel paradoxes, or existential crises resulting from the use of these extensions. Proceed with a sense of adventure and a pinch of caution!

5. **Just Have Fun**

Remember, this is all in good fun. Feel free to explore, experiment, and enjoy the developer joy of Quarkus!





QUARKUS

Quarkus Command Line Interface

Install via sdkman, jbang, choco, brew, ...

> quarkus create app

> quarkus test

> quarkus config

> quarkus image/deploy

> ...

quarkus

Quarkus CLI version 3.10.0

Create Quarkus projects with Maven, Gradle, or JBang.
Manage extensions and source registries.

Create: **quarkus create**
Iterate: **quarkus dev**
Build and test: **quarkus build**

Find more information at <https://quarkus.io>
If you have questions, check <https://github.com/quarkusio/quarkus/discussions>

Usage: **quarkus** [-ehv] [--refresh] [--verbose] [--config=CONFIG]
[-D=<String=String>]... [COMMAND]

Options:

--refresh	Refresh the local Quarkus extension registry cache
--config=CONFIG	Configuration file
-h, --help	Display this help message.
-v, --version	Print CLI version information and exit.
-e, --errors	Print more context on errors and exceptions.
--verbose	Verbose mode.
-D=<String=String>	Java properties

Commands:

create	Create a new project.
app	Create a Quarkus application project.
cli	Create a Quarkus command-line project.
extension	Create a Quarkus extension project
build	Build the current project.
dev	Run the current project in dev (live coding) mode.
run	Run application.
test	Run the current project in continuous testing mode.
config	Manage Quarkus configuration
set	
encrypt, enc	Encrypt Secrets using AES/GCM/NoPadding algorithm by default
extension, ext	Configure extensions of an existing project.
list, ls	List platforms and extensions.
categories, cat	List extension categories.
add	Add extension(s) to this project.
remove, rm	Remove extension(s) from this project.
image	Build or push project container image.
build	Build a container image.
docker	Build a container image using Docker.
buildpack	Build a container image using Buildpack.
jib	Build a container image using Jib.
openshift	Build a container image using OpenShift.
push	Push a container image.
deploy	Deploy application.
kubernetes	Perform the deploy action on Kubernetes.
openshift	Perform the deploy action on OpenShift.
knative	Perform the deploy action on Knative.
kind	Perform the deploy action on Kind.
minikube	Perform the deploy action on minikube.

Extending Quarkus Command Line Interface

An Extension

```
$ quarkus ext add quarkus-helm quarkus-kubernetes quarkus-container-image-docker
[SUCCESS] ✓ Extension io.quarkiverse.helm:quarkus-helm:1.0.7 has been installed
[SUCCESS] ✓ Extension io.quarkus:quarkus-kubernetes has been installed
[SUCCESS] ✓ Extension io.quarkus:quarkus-container-image-docker has been installed
$ quarkus helm install
```

A Shell Script

```
$ echo echo $* > quarkus-echo
$ chmod +x quarkus-echo
$ quarkus plug install quarkus-echo
$ quarkus echo Hello World!
```

A JBang Script

```
$ quarkus plug add kill@quarkusio
$ quarkus kill
```

See more <https://quarkus.io/blog/quarkus-cli/>

Notable Quarkus CLI Commands..

```
$ quarkus update -stream=3
```

```
- Update from 2 to 3
```

```
- Update from 3.x to 3.x+y
```

quarkus dev

```
- mvn quarkus:dev
```

```
- gradle quarkusDev
```

devmode short cuts

x - open IDE

- On last exception if present

w - open the application in browser

d - open the dev ui





Quarkiverse

extensions.quarkus.io



Developptres

Du

the same

Community

Community

Community

Codeing

Eveing

Fat Srak

Fast Syrtup

Developptres

Ress Eassy

Community

Community

Community

Graaal

Kubemates

Ewartes

Kanong

Nnobatee

Miooraneenanes

Devealty

-Jeary

Live Jo ty

Kenty

Developpefous

Cameht

Crabrarty

Vevurty

Security


Security

Scuity

Doving

Mirebrates

Micrateraces



ngrok



Extensions used

GitHub App

LangChain4j

Ngrok

MailPit

WebBundler




LangChain4J

Make AI Infused applications

Easy use remote as well as local LLM/AI Models

<https://github.com/quarkiverse/quarkus-langchain4j>






GitHub App

create GitHub Apps in Java with very little boilerplate.

React to issue, pr, discussions and more

Automate your project management

<https://github.com/quarkiverse/quarkus-github-app>






Expose your local environment to the internet

Great for testing webhooks and full http(s) requests

Monitor/inspect traffic

<https://github.com/quarkiverse/quarkus-ngrok>





MailPit

Adds devservices to Quarkus Mailer

Provide mail proxy for offline mail testing




WebBundler

Bundle your html, css, images etc.

Uses esbuild to avoid npm/javascript install

Provides live reload without restart



I10n of website

The FrontEnd Rainbow

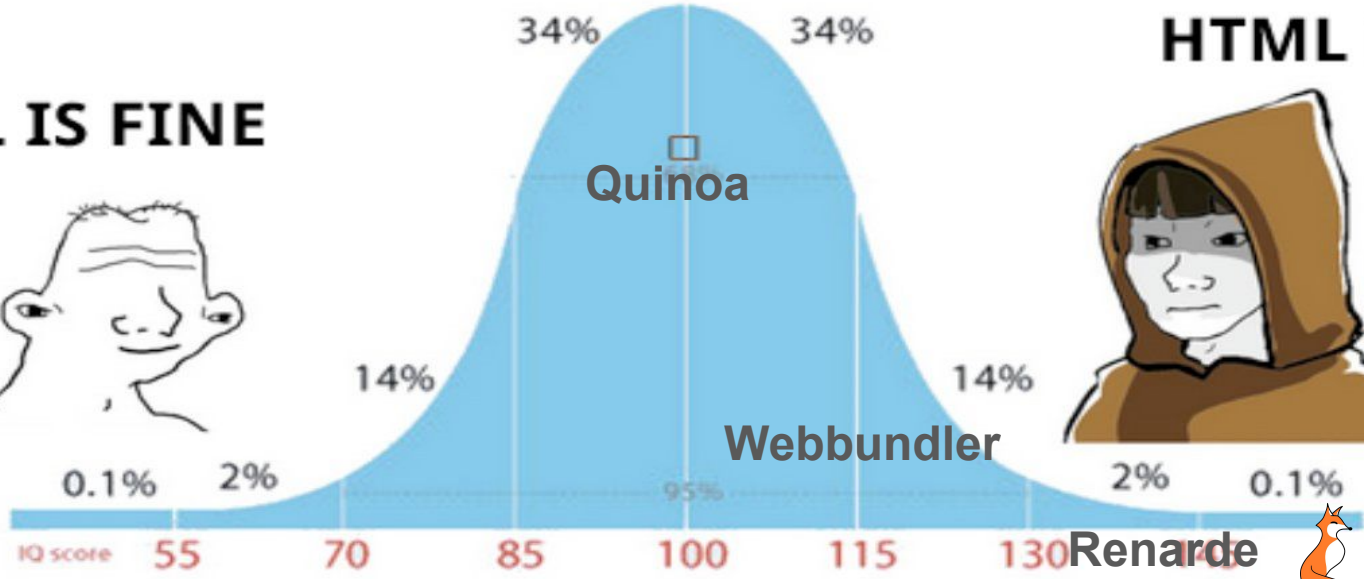


we hAVE tO uSe ReAct & ReAct RoUtEr & GrApHqL & rEdUx &...



HTML IS FINE

HTML IS FINE



Plain Quarkus + Qute



JSF



</> htmx

The FrontEnd Rainbow

Server Side Rendering:

QuteServerPages

Renarde

JSF

Client Side Rendering:

Quinoa - npmfull frontend

Webbundler - npmless frontend

See Session after this!




The most forbidden and hidden Front End ?



quarkus-fx

Enables use of Quarkus

Dependency Injection in JavaFX



```
@Dependent
public class PeopleTabController {

    @Inject
    AppService appService;

    @FXML
    private ListView<People> peopleListView;

    @FXML
    private Label countLabel;

    @FXML
    private ProgressIndicator progressIndicator;

    @FXML
    private Button fetchButton;


    @FXML
    private void initialize() {
        this.peopleListView.setCellFactory(param -> GenericListCell.of(People::name));
    }

    @FXML
    private void onButtonClicked() {

        this.progressIndicator.setVisible(value:true);
        this.fetchButton.setDisable(value:true);

        this.appService.getPeople()
            .onFailure().invoke(failure -> Platform.runLater(() -> {
                this.peopleListView.getItems().clear();
                this.countLabel.setText("Error fetching people");
                this.progressIndicator.setVisible(value:false);
            })).onItem()
            .transform(PeopleResult::results)
```

To Summarize...



QUARKUS



Quarkiverse

extensions.quarkus.io





Codeing Graaal Kubemates
 Eveing Ewartes Kanong
 Fat Srak Nnobatee
 Fast Syrtup Mioooraenenanes
 Devealty Devealty Devealty
 Live Joty
 Kenty Develpefous
 Microservices Cameht
 Duking Core Hibronte
 Ress Eaasy Crabrarty
 Vevury
 Community Security
 Community Cobtabions
 Microteraces Doving Security
 Security
 Microsrates Scurity

Persistence Rage

Hibernate, Jakarta data, jnosql, blaze, jooq etc.

OpenAPI

- Openapi generator
- Kiota alternative
-

vscode/intellij

Quarkus tools

Qute templating

Property completion/navigation

dashbuilder

New search

quarkus.io/guides search